

Clinton Township School District 2019-2020 Tentative Budget

Michele Cone
Superintendent of Schools

March 18, 2019


Michael Falkowski
School Business Administrator/Board Secretary

Clinton Township School District
Where Children Come First



Agenda

- **Summary of 2019-2020 Budget**
- **Enrollment**
- **Budget Supports**
 - Staffing
 - Professional Development
 - Academics
 - Technology
 - Extra-Curricular activities
 - Transportation
 - Buildings & Grounds
- **Budget Detail**
 - Budget Detail/Spending Plan
 - Tax Levy
 - 10-Year History
 - Impact on Tax Payers
 - Revenues
 - Capital Projects
 - Reorganization Analysis
- **Recap & Next Steps**



Clinton Township School District
Where Children Come First



BUDGET SUMMARY

Clinton Township School District
Where Children Come First



Summary – 2019-2020 Budget

Budget maintains existing class size, academic offerings, extra curricular activities, professional development and improvement in transportation; while building in fiscally responsible salary increases; as well as continuing to maintain and improve district facilities.

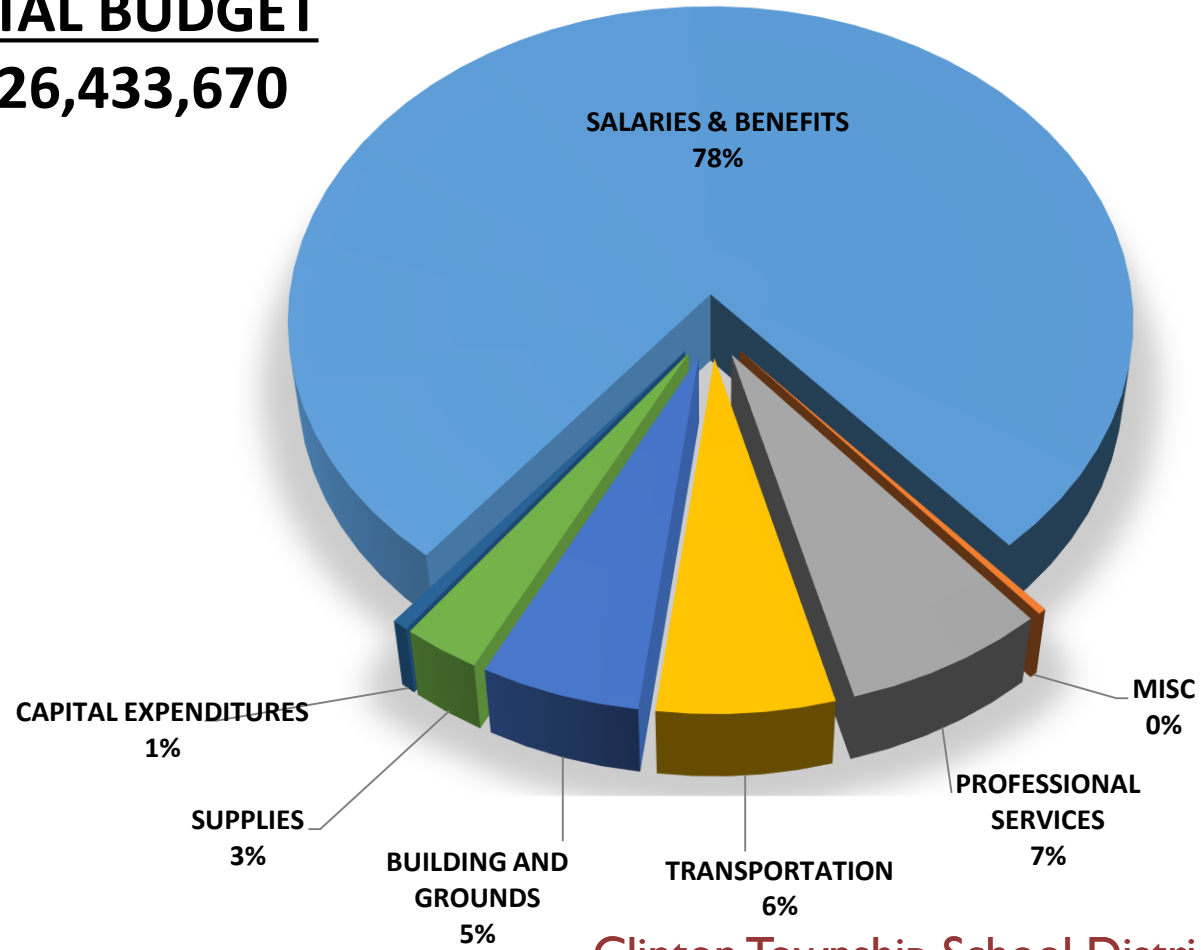
- **0.000% Local Tax Levy Increase**
- **0.0113% Overall Levy Increase – Local Tax Levy + Debt Service Levy**
- **\$1,996,974 in State Aid – Decrease of \$(23,673) from FY19**
- **\$538,921 Expenditure Increase**



Budget – Breakdown

(No Capital Projects, Grants & Debt Service)

TOTAL BUDGET
\$ 26,433,670

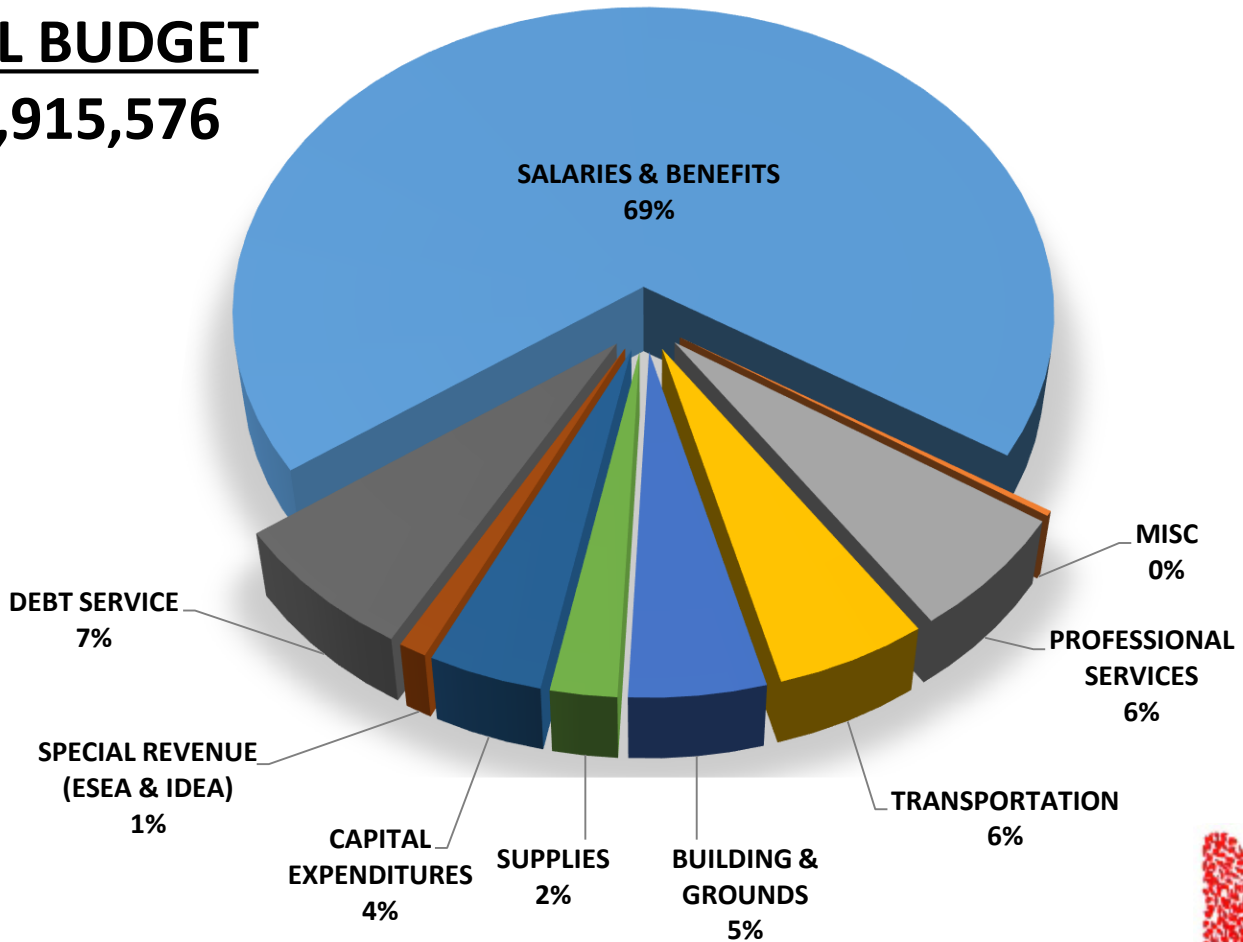


Clinton Township School District
Where Children Come First



Budget – Breakdown (All Funds)

TOTAL BUDGET
\$29,915,576



Clinton Township School District
Where Children Come First



ENROLLMENT

Clinton Township School District
Where Children Come First

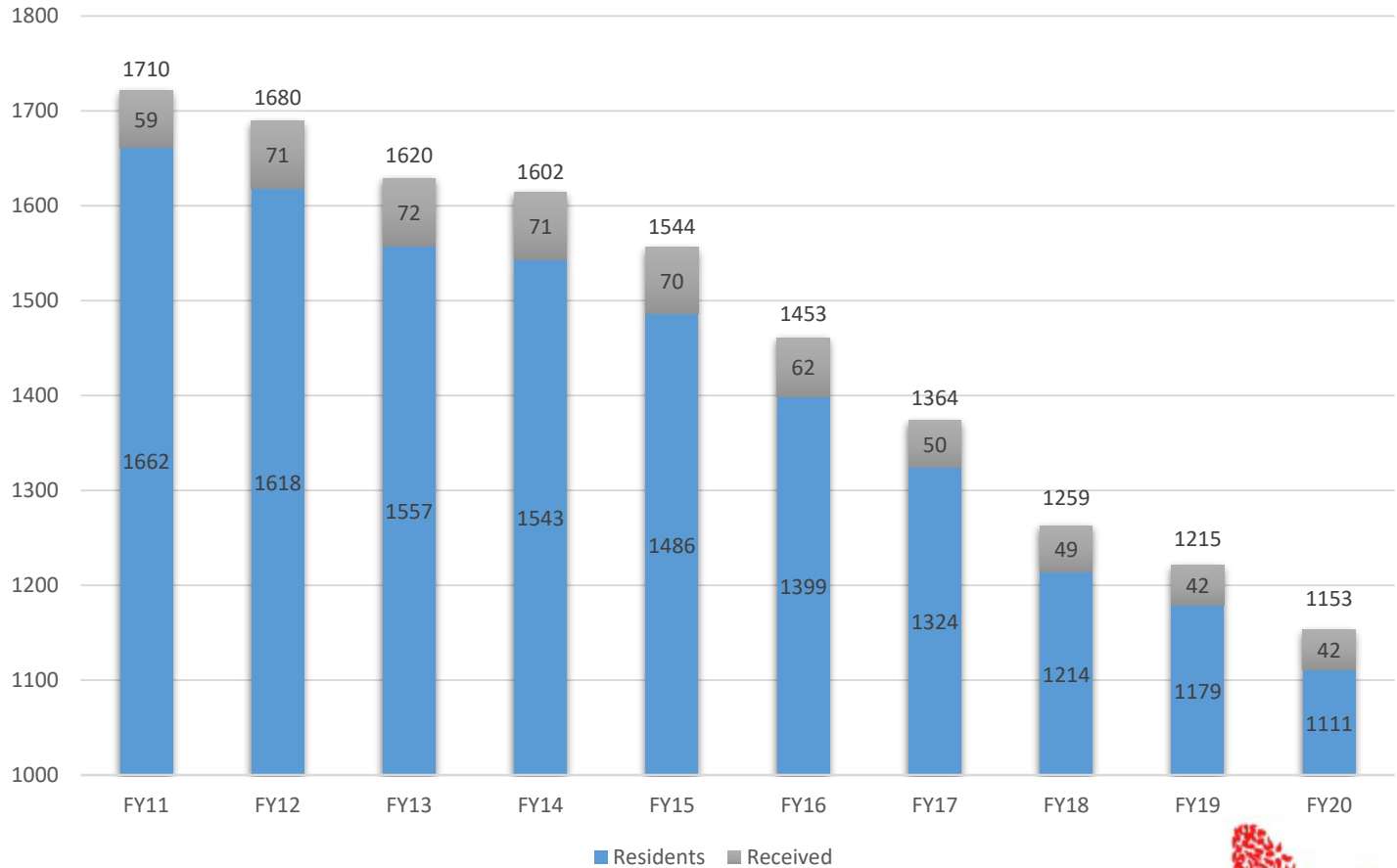


Enrollment

- 62 student projected decrease
- 557 student decrease in 10-years
- School Choice students
 - 2018-2019 – 23 students
 - 2019-2020 – 18 students
- Received students breakdown (tuition paying)
 - Lebanon Borough – 23
 - Pre-K/Kindergarten – 18
 - Special Education - 1 Decrease



Enrollment – 10-Years



Clinton Township School District
Where Children Come First



BUDGET SUPPORTS

Clinton Township School District
Where Children Come First



Staffing

- Class Size & Student to Teacher Ratio **DOES NOT** increase
- Staffing salary increases built into budget
- Staffing “Rightsized” to adjust for decreasing enrollment as we have done every year based on need & enrollment

Approximately \$1.2M in Savings between Staffing (\$875k) and Benefits (\$325k)

Staffing Reduction numbers:

- General Education (3)
- Special Education (4)
- Custodial/Maintenance (4)
- Child Study Team (2)
- Teaching Assistants (5)
- Administration (1)

Clinton Township School District
Where Children Come First



Professional Development

- Since September 2018, \$70,000 has been spent on professional development for the staff.
- 6 Professional Development Days
- 200 staff attending 150 workshops
- Continuing education – tuition reimbursement for staff as requested
- Staff Training in English Language Arts, Math, Problem-Based Learning, Harassment, Intimidation & Bullying, Social Emotional Learning, Sarah Buxton - On Site Trainer



Academics

- Go Math (K-5), Standards Based Curriculum
- Illustrative Math (Grade 6)
- Readers & Writers Workshop (K-8)
- Foss Science
- Discovery Ed Tech Books (Grade 7 & 8)
- Mystery Science
- Social Studies
 - My World History (Grades 5 & 6)
 - Discovering Our Past (Grades 7 & 8)
- Renaissance Benchmark Assessment System
- Unified Arts- Art, Music, World Language, STEAM/STEM, Physical Education/Health, Library

The Strategic Plan will guide increases and additions.



Technology

- 1:1 Chromebook Program Grades 6 – 8
 - Refresh student Chromebooks
 - Refresh Staff Mac Laptops
- Chromebook Carts Pre K - Grade 5
- iPads, Fire Tablets & other devices
- Robotics
- Coding
- Design Lab
- TV Studio



Extra-Curricular Activities

- Character Education Programs
 - Responsive Classroom, Words of Wisdom, Pillars of Character, ABC Days
- Enrichment Programs
 - TREP\$, Law Adventure, Field Trips, Relay For Life, Math, Geography Bee
- Clubs
 - Video, Ski club, Golden Eagle and Camerata Singers, Gardening and more!
- Sports
 - Soccer, Cross Country, Basketball, Volleyball, Golf, Lacrosse, Baseball & Softball

Clinton Township School District
Where Children Come First



Transportation

- Transportation Efficiency is continually monitored
- Improvements budgeted for to reduce rides times
- Budget allows for the addition of 3 more routes to reduce route travel time



Buildings & Grounds

Budgeted \$2,693,409 towards expenditures necessary to continue to maintain improve, maintain and modernize buildings and grounds

- HVAC (Air Conditioning) (PMG)
- Bathroom Renovations & Increases (PMG)
- Carpet Removal w/ tile replacement (RVS)
- Security Upgrades
- SDA (School Development Authority) Assessment



BUDGET DETAIL

Clinton Township School District
Where Children Come First



Budget Detail

Fund	2018-2019	2019-2020	Difference	% Change
General Current Expense	\$26,829,515	\$26,284,661	\$(544,854)	-2.03%
Capital Expenditures	<u>\$148,302</u>	<u>\$1,225,909</u>	<u>\$1,077,607</u>	<u>726.63%</u>
Total General Fund:	\$26,977,817	\$27,510,570	\$532,753	1.97%
Total Special Revenue Fund:	\$ 298,732	\$ 302,000	\$ 3,268	1.09%
Total Debt Service Fund:	\$ 2,100,106	\$ 2,103,006	\$ 2,900	0.14%
Totals:	\$29,376,655	\$29,915,576	\$ 538,921	1.83%

Clinton Township School District
Where Children Come First



Spending Plan

	2018-2019	2019-2020	Change
SALARIES & BENEFITS	\$ 21,139,875	\$ 20,522,194	\$ (617,681)
PROFESSIONAL SERVICES	\$ 1,810,961	\$ 1,870,000	\$ 59,039
TRANSPORTATION	\$ 1,700,950	\$ 1,632,168	\$ (68,782)
BUILDINGS & GROUNDS	\$ 1,364,237	\$ 1,467,500	\$ 103,263
SUPPLIES	\$ 733,352	\$ 714,350	\$ (19,002)
MISCELLANEOUS	\$ 80,140	\$ 78,450	\$ (1,690)
CAPITAL EXPENDITURES	\$ 148,302	\$ 1,225,909	\$ 1,077,607
SPECIAL REVENUE (ESEA & IDEA)	\$ 298,732	\$ 302,000	\$ 3,268
DEBT SERVICE	\$ 2,100,106	\$ 2,103,006	\$ 2,900
TOTALS:	\$ 29,376,655	\$ 29,915,576	\$ 538,921

Clinton Township School District
Where Children Come First



Tax Levy

The Clinton Township Board of Education operates under a 2% cap.

Tax Levy	2018-2019	2019-2020	Difference	% Change
Local Tax Levy	\$23,492,320	\$23,492,320	\$0.00	0.000%
Debt Service Levy	<u>\$2,100,106</u>	<u>\$2,103,006</u>	<u>\$2,900</u>	<u>0.0113%</u>
Totals:	\$25,595,326	\$25,592,426	\$2,900	0.0113%

Note: Debt Service Levy increase attributed to yearly change in the Debt Service Payment Schedule

Clinton Township School District
Where Children Come First



Tax Levy – 10-Year History

School Year	Local Tax Levy	% Change	Debt Service Levy	% Change	Total	Overall % Change
2019-2020	\$ 23,492,320	0.000%	\$ 2,103,006	0.138%	\$ 25,595,326	0.011%
2018-2019	\$ 23,492,320	1.500%	\$ 2,100,106	22.958%	\$ 25,592,426	2.975%
2017-2018	\$ 23,145,143	1.454%	\$ 1,707,984	-18.340%	\$ 24,853,127	-0.208%
2016-2017	\$ 22,813,416	-0.460%	\$ 2,091,567	-3.214%	\$ 24,904,983	-0.697%
2015-2016	\$ 22,918,742	1.498%	\$ 2,161,018	2.255%	\$ 25,079,760	1.563%
2014-2015	\$ 22,580,498	0.222%	\$ 2,113,368	1.448%	\$ 24,693,866	0.326%
2013-2014	\$ 22,530,498	1.120%	\$ 2,083,196	-4.039%	\$ 24,613,694	0.662%
2012-2013	\$ 22,281,013	-0.134%	\$ 2,170,882	-3.158%	\$ 24,451,895	-0.411%
2011-2012	\$ 22,311,013	0.748%	\$ 2,241,684	-17.971%	\$ 24,552,697	-1.308%
2010-2011	\$ 22,145,328		\$ 2,732,796		\$ 24,878,124	

Clinton Township School District
Where Children Come First



Tax Impact – Tax Levy + Debt Service

Rate & Impact	Proposed 0.00%	Levy Cap 2.000%	2.000% + \$1,147,757 Banked Cap
FY20 Rate per \$100 of Valuation:	1.190	1.212	1.266
Increase over FY19 Rate of 1.1892*:	0.001	0.023	0.077
100,000 Assessed Value	\$1.30	\$23.16	\$76.54
Average Assessed Home \$ 397,494**	\$5.17	\$92.05	\$304.24
Example Home Below	\$6.84	\$121.93	\$402.99

Sold \$ 624,000 on 2/28/2019***
3,245 sq/ft, 4 Bedroom, 3 Bath
Assessment 2018: \$526,500
2018 Taxes: \$13,357



NOTES:

- Rates rounded.
- Calculations based on Net Valuation: \$2,150,050,400*
(Valuation down \$2,106,700 from 18/19 Rate)
- Tax Impact is for the year.

SOURCE:

- * NJDOE Budget Software Estimated Tax Rate Information
- ** Clinton Township Tax Assessor
- *** www.zillow.com

Clinton Township School District
Where Children Come First



Revenues – State Aid Components

	2016-2017	2017-2018	2018-2019	2019-2020	Change
School Choice Aid	\$ 507,624	\$ 507,624	\$ 260,897	\$ 232,745	\$ (28,152)
Categorical Transportation Aid	\$ 168,475	\$ 168,475	\$ 655,670	\$ 655,670	\$ 0.00
Categorical Special Education Aid	\$ 780,444	\$ 781,370	\$ 1,008,514	\$ 1,012,993	\$ 4,479
Categorical Security Aid	\$ 83,110	\$ 83,110	\$ 95,566	\$ 95,566	\$ 0.00
Adjustment Aid	\$ 741,912	\$ 741,912			\$ 0.00
PARCC Readiness Aid	\$ 14,050	\$ 14,050			\$ 0.00
Per Pupil Growth Aid	\$ 14,050	\$ 14,050			\$ 0.00
Professional Learning Comm. Aid	\$ 12,750	\$ 12,750			\$ 0.00
Other State Aids	\$ 13,254	\$ 19,371			\$ 0.00
TOTALS:	\$ 2,335,669	\$ 2,342,712	\$ 2,020,647	\$ 1,996,974	\$ (23,673)

Note: In FY19 \$302,694 in State Adjustment Aid removed after FY19 Budget was already adopted.

Clinton Township School District
Where Children Come First



Revenues – Other

Tax levy and known State Aid revenues supports 92.2% of our budget; the other 7.8% comes from the following:

Revenue Account	Description	2018-2019	2019-2020	Change
<u>General Fund</u>				
10-303	Budgeted Fund Balance	\$ 70,321	\$ -	\$ (70,321)
10-XXXX	Capital Reserve Account	\$ -	\$ 1,076,900	\$ 1,076,900
10-XXXX	Maintenance Reserve Account	\$ 200,000	\$ -	\$ (200,000)
10-1300	Tuition	\$ 718,626	\$ 718,626	\$ -
10-1XXX	Unrestricted Misc. Revenue, Other Restricted Misc. Revenue & Interest on Capital Reserve Funds	\$ 73,209	\$ 75,750	\$ 2,541
10-3131	Extraordinary Aid	\$ 100,000	\$ 150,000	\$ 50,000
	Sub-Total:	\$ 1,162,156	\$ 2,021,276	\$ 859,120
<u>Special Revenue</u>				
20-1XXX	Other Revenue from Local Sources	\$ -	\$ -	\$ -
20-4411-4416	ESEA	\$ 13,274	\$ 12,000	\$ (1,274)
20-4420-4429	IDEA	\$ 285,458	\$ 290,000	\$ 4,542
	Sub-Total:	\$ 298,732	\$ 302,000	\$ 3,268
	Total:	\$ 1,460,888	\$ 2,323,276	\$ 862,388

Clinton Township School District
Where Children Come First



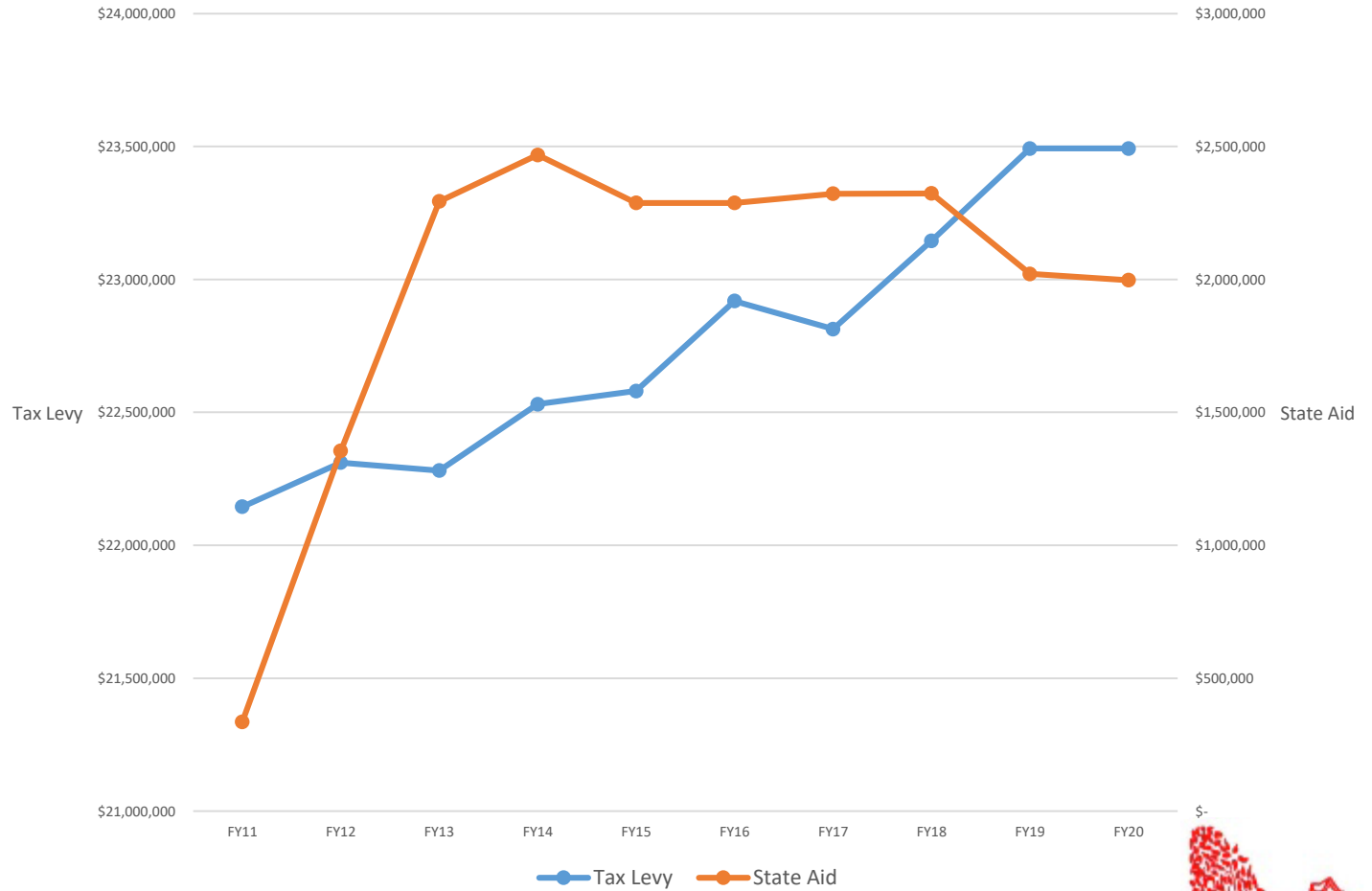
State Aid – 10-Year History

Year	Special Education	Choice Aid	Transport.	Security	Adjustment	PARCC	Per Pupil Growth	Prof Learn. Comm Aid	Total	Change From Prior Year
FY20	1,012,993	232,745	655,670	95,566	-	-	-	-	1,996,974	(23,673)
FY19	1,008,514	260,897	655,670	95,566	-	-	-	-	2,020,647	(302,694)
FY18	781,370	507,624	168,475	83,110	741,912	14,050	14,050	12,750	2,323,341	926
FY17	780,444	507,624	168,475	83,110	741,912	14,050	14,050	12,750	2,322,415	34,406
FY16	780,827	806,992	147,078	82,468	442,544	14,050	14,050	-	2,288,009	-
FY15	780,827	1,080,328	147,078	82,468	169,208	14,050	14,050	-	2,288,009	(180,156)
FY14	780,827	1,457,792	147,078	82,468	-	-	-	-	2,468,165	174,632
FY13	795,293	1,283,160	133,741	81,339	-	-	-	-	2,293,533	938,561
FY12	756,016	524,115	-	74,841	-	-	-	-	1,354,972	1,018,735
FY11	336,237	-	-	-	-	-	-	-	336,237	

Clinton Township School District
Where Children Come First



Revenues – State Aid vs Tax Levy



Clinton Township School District
Where Children Come First



Capital Projects - HVAC

HVAC Upgrades (air conditioning)

School: Patrick McGaheran School

Project Estimate: \$ 266,900

- Project was bid
- Project to begin immediately following last day of school for students
- Completion mid to late August 2019



Clinton Township School District
Where Children Come First



Capital Projects - Security

Security Upgrades

School: Across All Schools

Project Estimate: \$ 100,000

- Projects to be completed by in house staff
- Project to begin immediately following last day of school for students
- Completion mid to late fall



Capital Projects - Bathrooms

Bathroom Remodels & Additions

School: Patrick McGaheran School

Project Estimate: \$ 630,000

- Project will go out to bid within 3-months
- Project will begin summer 2019
- To be completed in stages
- Estimated completion - September 2020



Clinton Township School District
Where Children Come First



Capital Projects – Flooring

Carpet Removal w/ Tile Replacement

School: Round Valley School

Project Estimate: \$ 80,000

- Project will go out to bid within 3-months
- Project will begin early summer
- Estimated completion - September 2019

Clinton Township School District
Where Children Come First



Reorganization Analysis

Savings Estimate (after one-time costs)	\$ 900,000
Additional Costs to Reorganize	\$ (250,000)
CTSD Lost State Aid (occurred after adoption of budget)	<u>\$ (302,694)</u>
Savings:	\$347,306
Projected 2018-2019 Budget Fund Balance:	\$322,000
Difference:	\$ (25,306)

One-Time Costs

Consultants	\$	40,000
Project Manager	\$	15,000
Moving Company	\$	39,000
Summer Cleaning Crew for Moves	\$	15,000
Demographic Studies	\$	2,500
Seniority Study	\$	8,500
Summer Tech Help	\$	7,500
Contingency	\$	<u>15,000</u>

Planned Costs: \$ 142,500

Additional Costs

Additional moving costs (not in initial plan)	\$	10,000
Mold Remediation	\$	125,000
Furniture replacements	\$	44,000
AC Units & Dehumidifiers	\$	10,000
Whiteboards	\$	11,000
Additional buses (2)	\$	<u>50,000</u>

Additional Costs: \$ 250,000

Clinton Township School District
Where Children Come First



Recap

To recap, the 2019-2020 budget:

- Minimizes the impact to our tax payers with a 0.000% Local Tax Levy Increase 0.0113% Overall Levy Increase – Local Tax Levy + Debt Service Levy
- Maintains academic offerings, extra-curricular activities
- Improves transportation time
- Improves upon instruction through professional development
- Increases in staff salary & benefits built into budget
- Addresses safety & security needs
- Responsibly maintains & modernizes district buildings and grounds



CTSD has been fiscally responsible while maintaining the highest level of education possible to our students that includes maintaining our current class sizes, advancing our curricular and co-curricular programs and providing ongoing professional development for our staff.

The district has faced declining enrollment, continued loss of state aid, and rising health care and salary costs.

We have been able manage by rightsizing staff according to student need and enrollment numbers and undergoing a reorganization of the district.

Clinton Township School District
Where Children Come First



Next Steps

Date	Action
Wednesday, March 20, 2019	Filing of Tentative Budget with the State
Monday, April 29, 2019	Board Meeting / Budget Public Hearing
Tuesday, May 14, 2019	Deadline to Adopt Budget

